

PART NO 575-116-PH
DEALER NO 42385 INVO NO 90912
PHANTOM PART CAT
QTY SHIP 0001 QTY B.O. 0000



Spare Parts Catalogue

OSSA

CROSS

250 AS-74 (PHANTOM)

ENGINE

1nd. LIST

250 AS-74	Part Number	DESCRIPTION	Quanti.	Valid from unit n°r	Part Number	DESCRIPTION	Quanti.	Valid from unit n°r	Part Number	DESCRIPTION	Quanti.	Valid from unit n°r
	33.176 I.II.IV	Shim washer lay shaft	—		123.003 S-20	Piston 1 st. overside	1		991.235	Retaining ring	1	
	33.292 I.II.IV.X	Shim washer lay shaft	—		123.003 S-40	Piston 2 nd. overside	1		991.512	Plunger clutch arm	1	
	50.404 I.II.IV.X	Shim washer selector	1		123.003 S-60	Piston 3 rd. overside	1		991.513	Clutch regulating screw	1	
	50.659	Washer stop bolt kick	1		123.003 M1	Piston assembly	1		991.514	Clutch cam	1	
	101.019	Stop bolt kick	1		123.003 S-20 M1	Piston assembly 1 st. overside	1		991.605	Locating dowel engine cases	1	
	102.005	Wristpin	1		123.003 S-40 M1	Piston assembly 2 nd. overside	1		991.607	Gasket clutch cover	1	
	111.004	Connecting rod	1		123.003 S-60 M1	Piston assembly 3 rd. overside	1		991.608	Anchor pin	1	
	111.018	Stud, cylinder head	4		123.007 M1	Connecting rod assembly	1		991.609	Inspection cover	1	
	111.076	Thrust washer	1		123.007	Crankshaft pin	1		991.610	Inspection cover gasket	1	
	111.077	Spacer	1		123.008	Cylinder head	1		991.611	Grommet rubber	1	
	111.078 M1	Needle bearing assembly	1		123.010 M	Crankshaft assembly	1		991.612 B	Tube breather	1	
	111.078 M	Needle bearing	1		123.010	Flywheel clutch side	1		991.615	Screw engine cover primary side	1	
	111.079	«O» ring	1		123.011	Flywheel magneto side	1		991.701	Ratchet kickstarter	1	
	111.081	Clutch plate inner	1		123.017 M1	Carburettor	1		991.703	Spring	1	
	111.082 M	Clutch plate outer	1		123.018	Rubber mount carburettor	1		991.704	Washer kickstarter spring	2	
	111.083 M	Clutch hub assembly	1		123.019 M1	Clamp for carburettor rubber mount	1		991.706	Circlip kickstarter shaft	1	
	111.085	Cup clutch spring	5		123.020	Top clamp of rubber	1		991.707	Stop kickstarter spring	1	
	111.086	Clutch spring	5		123.025 M1	Magneto flywheel	1		991.708	Spring kickstarter engage	1	
	112.112	Countershaft sprocket	—		123.026	Nut, magneto flywheel	1		991.709	Thrust washer kickstarter shaft	1	
	112.116 M	Needle bearing cage 5 th. gear	2		123.027	Nut, countershaft sprocket	1		991.710	Thrust washer kickstarter gear	1	
	112.181 C	Kick lever support	1		123.075 M	Clutch hub assembly	1		991.717	Spring, lever pin	1	
	112.182	Support kick lever ring	1		123.076 M	Primary chain	1		991.718	Pin, kick lever	1	
	112.183	Spring washer lever	1		123.086	Clutch plate	6					
	114.008	Cage big end bearing	1		123.087 M	Clutch plate	6					
	114.009	Roller big end bearing	14		123.089	Protector, clutch	1					
	116.154	Rubber footshift lever	1		123.089	«O» ring and clutch axle	1					
	118.054	Piston ring	2		123.112	Engine sprocket	1					
	118.054 S-20	Piston ring 1 st. oversize	2		123.116	Footshift lever	1					
	118.054 S-40	Piston ring 2 nd. oversize	2		123.130	Main shaft	1					
	118.054 S-60	Piston ring 3 rd. oversize	2		123.134	Gear 5 th. mainshaft	1					
	118.068	Compression release plug	1		123.136	Layshaft	1					
	118.069	Compression release gasket	1		123.137	Layshaft	1					
	118.096	Head gasket	1		123.176	Kickstarter driving gear	1					
	121.023 M1	Spark plug	1		123.200 M1	Engine cases assembly	1					
	121.043	Cylinder gasket	1		123.215	Flywheel clutch side	1					
	121.077	Nut, clutch hub	—		124.028	Bolt, gear lever	1					
	121.078	Clutch rod	—		124.029	Bolt, kickstarter lever	1					
	121.079 M	Clutch arm asse.	—		911.131	Nut, cylinder head	4					
	121.103	Gear 4 th. main shaft	1		911.139 II-IV-X	Shim washer	—					
	121.105	Dog wheel 4 th. and 5 th. gear	1		911.514 B	Rubber footshift lever	1		AB-80	Washer engine case	1	
	121.110	Shifting fork 2 nd.	1		911.604	Slotted nut clutch spring	5		ACF-60	Washer oil level screw	1	
	121.111	Shifting fork 1 st. and 3 rd.	1		911.609 C	Drain plug	1		AF-150	Washer magneto	1	
	121.112	Shifting fork 4 th. and 5 th.	1		911.611	Locating dowel	4		AG-60	Lock washer clutch arm, inspection cover	3	
	121.113	Spacer 5 th. gear	1		911.614	Bolt engine cases	15		AG-160	Washer cush drive hub	2	
	121.114	Shifting fork shaft	1		911.617	Screw	4		AT-60	Washer, countershaft sprocket	1	
	121.115	Spring selector	1		912.604	Gasket drain plug	1		AT-120	Flat washer	1	
	121.117	Washer 1 st. gear	1		921.111	Washer selector shaft	1		AN-120	Snap ring fork shaft	2	
	121.120 M	Needle brg. 1 st. gear	1		921.112	Shim washer mainshaft 0,05	—		ASe-100	Snap ring selector	1	
	121.124 M	Selector boby assembly	1		921.113	Shim washer mainshaft 0,1	—		ASe-140	Snap ring selector and kickstarter	2	
	121.125	Dust cover selector shaft	2		921.617	Shim washer mainshaft 0,2	—		ASe-180	Clutch arm washer	1	
	121.126	Plug selector shaft	1		941.205	Washer	1		AT-60	Washer head and engine case	5	
	121.127 BM	Selector shaft assembly	1		941.209	Circlip	5		B-555	Clutch rod ball	1	
	121.128	Washer selector shaft spring	—		941.212	Spacer countershaft sprocket	1		CA-10.015	Clutch bolt cotter pin	5	
	121.131	Gear 2 nd. mainshaft	1		942.167	Washer countershaft sprocket	1		CE-30.022	Kick support pin	1	
	121.132	Gear 3 rd. mainshaft	1		991.105 M	Nut stop bolt	1		FE-60	Clutch arm nut	1	
	121.138	Gear 2 nd. layshaft	1		991.109 B	Rod brg. cage	1		FE-80	Nut clutch and negine case	2	
	121.139	Gear 3 rd. layshaft	1		991.139 II.IV.X	Piston circlip	—		KC-17-47-14	Gearbox bearing	1	
	121.175 B	Shaft kickstarter	1		991.140	Shim washer	—		KC-25-52-15	Gearbox bearing	1	
	121.202 ng	Clutch cover	—		991.141	Right main brg.	1		SG-25-42-8 DL	Oil seal	2	
	121.203 Bng	Magneto cover	—		991.211	Left main brg.	1		SG-29-40-7 DL	Oil seal	1	
	121.206	Bushing	—		991.214	Selector fork	1		SO-139-26	«O» ring selector shaft	2	
	122.177 BM1	Kickstarter lever assembly	1		991.215	Nut countershaft sprocket	1		SO-178-26	«O» ring kickstarter	1	
	122.177	Kickstarter lever	—		991.216	Spring stop selector	2		TE-80.040	Engine bolt	1	
	123.001 M1	Engine assembly	1		991.228	Oil seal	1		TL-50.015	Screw magneto back plate	3	
	123.001 MS-20	Cylinder assembly overside	1		991.229	Spring	1		TL-60.012	Clutch, cover and oil level bolt	3	
	123.001 M	Cylinder assembly	1		991.231	Guide selector	1		TS-60.022	Engine case bolt	2	
	123.002	Cylinder sleeve	1		991.232	Anchor pin selector	1		TS-60.075	Bolt magneto cover	2	
	123.003	Piston	1		991.234	Spring	1		TS-60.080	Bolt magneto cover	1	
									XR-30.013	Magneto key	1	

COMMON PARTS

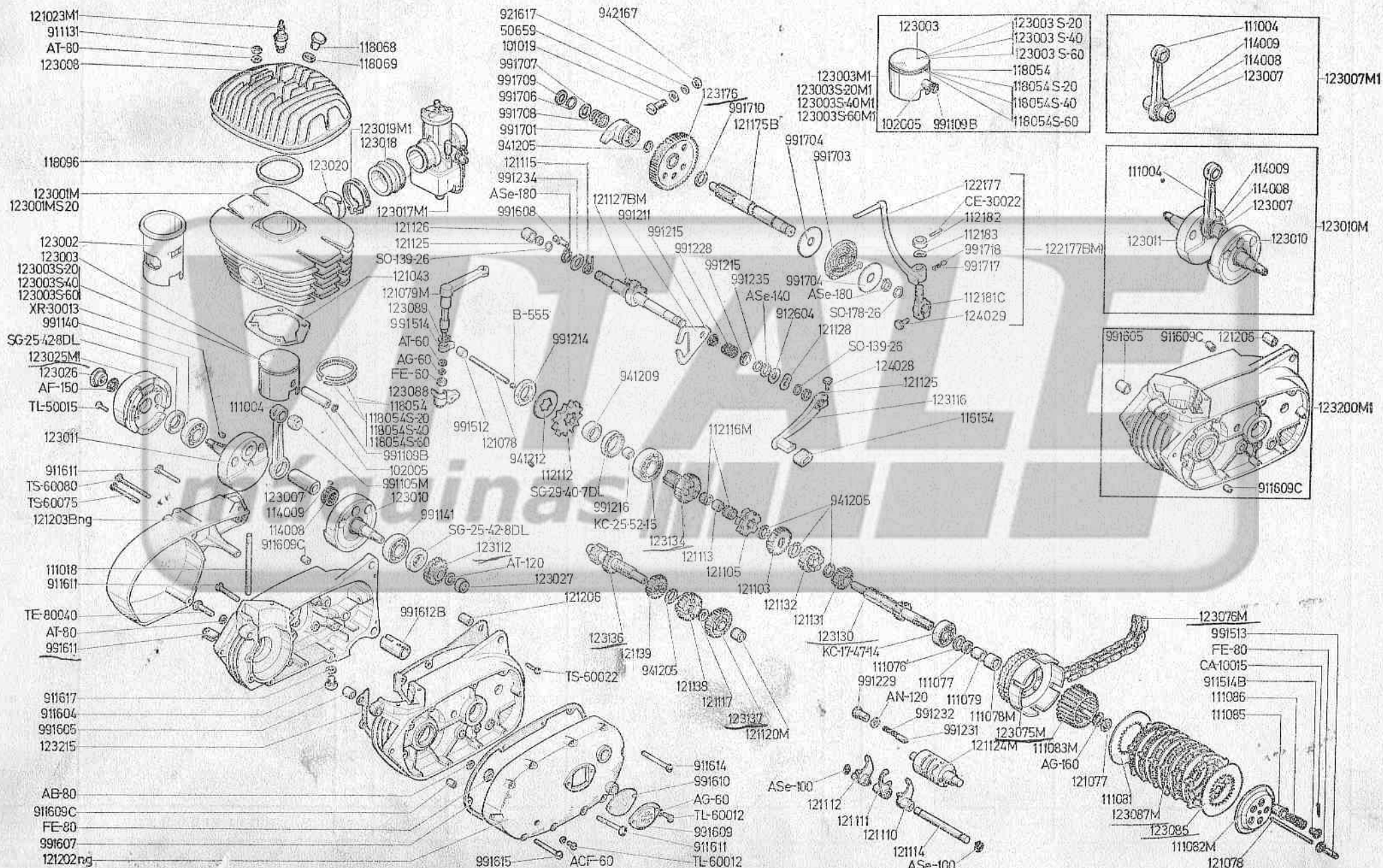
EDITION

1				
1-74				

PRINTED IN SPAIN

EDITION		
1		
1-74		

ENGINE



**MODEL
250 AS-74**

FRAME

2nd. LIST

Part Number	DESCRIPTION	Quanti.	Valid from unit n°r	Part Number	DESCRIPTION	Quanti.	Valid from unit n°r	Part Number	DESCRIPTION	Quanti.	Valid from unit n°r
13.714	Washer, rear fender	4		123.484	Chain guide spacer mount	2		124.460 M	Rear wheel tension assembly	2	
112.402 B	Footpeg shaft	2		123.485	Nut, chain guide	2		124.718 M	Petcock assembly	2	
112.486	Bearing, chain guide	1		123.700 Maz	Front fender assembly	1		124.720	Clip, fuel line	6	
112.777	Nut, chain guide, fender sear and shell	13		123.702	Decal, front fender	1		124.820	Clip, cable guide	1	
112.829 dM	Dust protector, righth cables	1		123.715 Maz	Rear fender assembly	1		124.831 M1	Clutch lever assembly	1	
112.829 iM	Dust protector, left cables	1		123.716	Tube spacer, fender and plastic shell	8		124.832 M1	Brake lever assembly	—	
112.905	Nut, air filter cover	1		123.717	Silenbloc, fender and plastic shell	8		912.604	Washer, brake pedal	1	
118.319	Identification lable	1		123.718	Decal, rear fender	1		914.270 B	Nut, swing arm axle	2	
118.507	Washer handlebar bolt	4		123.720 M1az	Gas tank assembly	1		918.231	Nut, footpeg and adjusting bolt	4	
118.701	Front fender mount	1		123.724	Fuel line to T.	1		948.221	Left fuel line from tank to T.	1	
118.724	Tube breather	1		123.726	Decal «250 Phantom»	1		992.141	Bolt, front engine mounting	2	
118.725	Tank badge OSSA	2		123.727	Decal top tank (first)	1		998.220	Rubber seal	1	
118.726	Bolt, tank badge	4		123.728 i	Decal left side	1		A-18/053	Nut, handlebar bolt	2	
118.727	Rubber washer tank mount	2		123.728 d	Decal right side	1		A-534/001	Brake lever mount	1	
118.820	Handlebar mount	2		123.729	Fuel line from T. to carburettor	1		A-534/002	Brake lever	1	
118.821	Handlebar clamp	2		123.730	T. to fuel line	1		A-534/003	Clutch lever	1	
118.822	Bolt, handlebar	4		123.731	Rubber rest gas tank	1		A-534/004	Cluth lever mount	1	
121.320	Bolt, engine	2		123.732	Card instructions	1		A-534/005	Bolt, clutch and brake levers	2	
121.720	Clip, fuel line	1		123.745 bl	Front plate number	1		A-534/006	Bolt, clutch and brake levers mount	4	
122.664	Nut, engine mount	2		123.770 Maz	Plastic shell	1		A-534/838	Adjusting bolt	2	
122.723	Gas cap	1		123.773 M	Air filter	1		A-534/839	Locknut adjusting bolt	2	
122.725	Gasket, gas tank-seat	1		123.774	Cover, air filter	1					
122.746 M1	Bracket	2		123.777 M1	Clamp, rubber tube to filter	1					
123.300 M	Frame assembly	1		123.778	Washer, shell	4					
123.333	Nut, engine mount	2		123.779	Rubber tube to air filter and carburettor	1					
123.337	Decal, frame specifications	1							STANDARD		
123.400 d	Right footpeg	1		123.780 M1	Clamp, from rubber tube to carburettor	1		AG-60	Washer, front fender	4	
123.400 i	Left footpeg	1						AN-120	Washer, petcock assembly	2	
123.450 M	Swing arm assembly	1		123.820	Brake lever	1		AT-60	Washer, chain guide spacer, fender and seat	16	
123.460	Decal, swing arm specifications	1		123.821	Spring, brake lever	1					
123.471	Swing arm axle	1		123.825 M	Handlebar	1		AT-80	Washer, engine front	4	
123.472	Bushing, swing arm	2		123.827	Rubber grip throttle (right)	1		AT-100	Washer, engine rear	4	
123.473	Swing arm spacer	1		123.828	Rubber grip throttle (left)	1		AT-120	Washer, swing arm	2	
123.474	Circlip spacer gasket	2		123.829 M1	Twist grip assembly	1		CA-25.025	Cotter pin brake pedal	1	
123.480	Chain guide	2		123.900 M	Seat assembly	1		SO.139-26	«O» ring selector shaft	2	
123.481	Chain guide spacer	1		123.903	Decal instructions	1		TE-60.020	Bolt, fender and shell	8	
123.482	Nut, chain guide spacer	1		123.904	Decal instructions	1		TE-60.028	Bolt, shell	2	
				123.905	Bolt, seat	2					

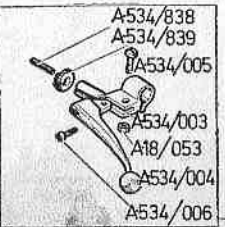
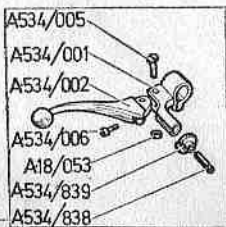

EDITION

1				
1-74				

EDITION				
1				
1-74				

FRAME

250 AS-74



124831M1

**MODEL
250 AS-74**

SUSPENSION UNITS

3th. LIST

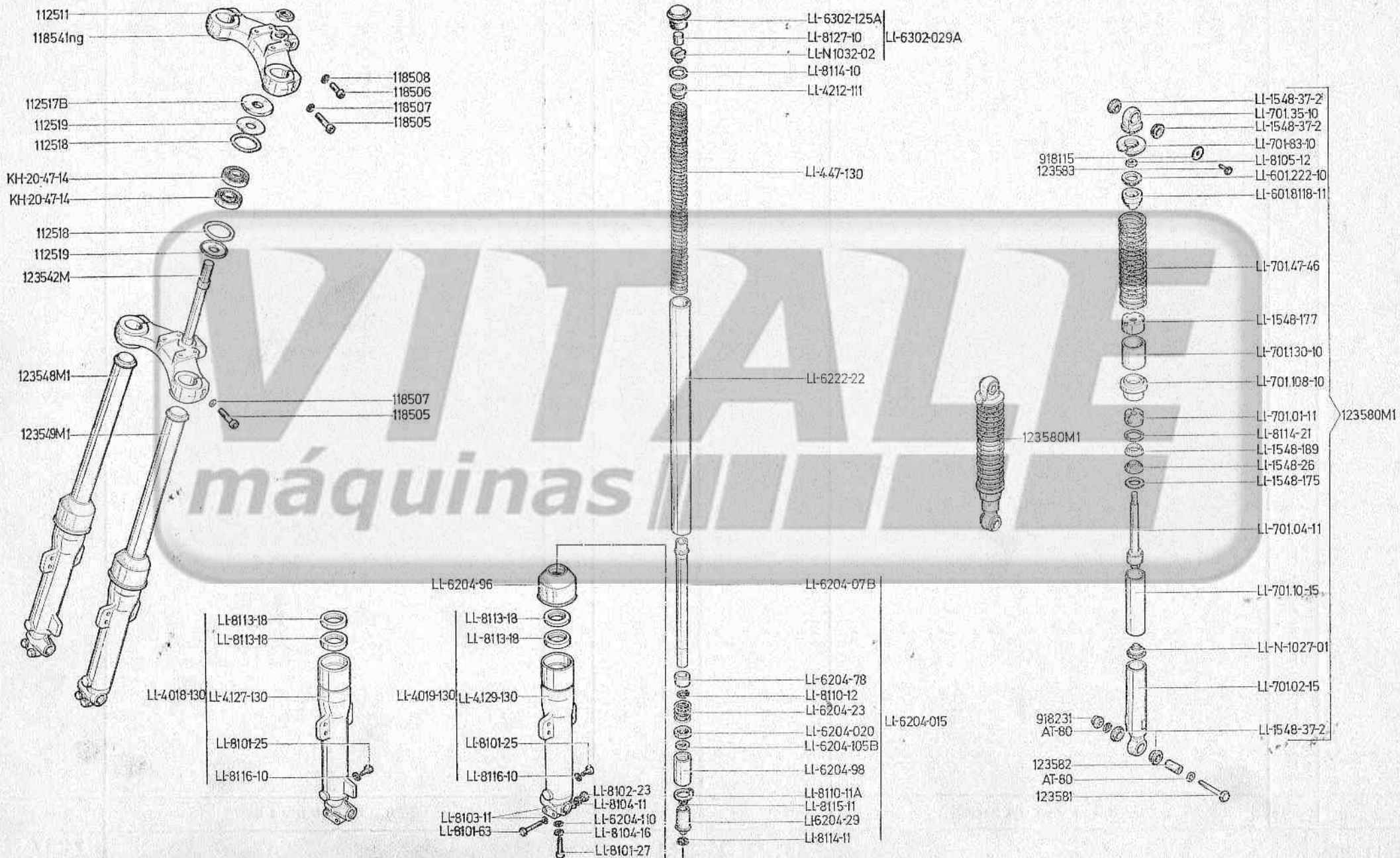
Part Number	DESCRIPTION	Quantity	Valid from unit n ^{er}	Part Number	DESCRIPTION	Quantity	Valid from unit n ^{er}
112.511	Nut, steering shaft	1		LI-8.103-11	Polished washer	4	
112.517 B	Nut, steering adjuster	1		LI-8.104-11	Spring washer «6»	2	
112.518	Felt washer	2		LI-8.104-16	Spring washer «8»	2	
112.519	Dust cover	2		LI-8.110-11 A	«O» ring I-30	2	
118.505	Bolt, stanchion tube	8		LI-8.110-12	«O» ring E-16	2	
118.506	Bolt, steering shaft bolt	1		LI-8.113-18	Oil seal	4	
118.507	Washer, stanchion tube bolt	8		LI-8.114-10	«O» ring	2	
118.508	Washer, steering shaft bolt	1		LI-8.114-11	«O» ring 12 x 17 x 2,5	2	
118.541 ng	Top yoke	1		LI-8.115-11	«O» ring	2	
123.542 M	Bottom yoke with stem	1		LI-8.116-10	Fibre washer	2	
123.548 M1	Suspension assembly (right)	1		LI-8.127-10	Filter	2	
123.549 M1	Suspension assembly (left)	1		LI-N-1.032-02	Valve stanchion plug assembly	2	
KH-20-47-14	Ball bearing assembly	2		123.580 M1	Shock absorber	2	
LI-4.018-130	Oil tank assembly (right)	1		123.581	Bolt, shock absorber	2	
LI-4.019-130	Oil tank assembly (left)	1		123.582	Shock absorber housing	2	
LI-4.047-130	Spring	2		123.583	Bolt, shock absorber	2	
LI-4.127-130	Oil tank (right)	1		918.115	Washer, shock absorber	2	
LI-4.129-130	Oil tank (left)	1		918.231	Nut, shock absorber	2	
LI-4.212-111	Top spring	2		AT-80	Washer, shock absorber	4	
LI-6.204-07 B	Valve and tube assembly	2		LI-601-222-10	Top vase	2	
LI-6.204-015	Valve assembly	2		LI-601-8.118-11	Rubber top	2	
LI-6.204-020	«O» ring	2		LI-701-01-11	Adjusting plug assembly	2	
LI-6.204-23	Stop ring	2		LI-701-02-15	Tank assembly	2	
LI-6.204-29	Valve	2		LI-701-04-11	Plunger assembly	2	
LI-6.204-78	Plunger	2		LI-701-10-15	Inner tube	2	
LI-6.204-96	Cylinder valve support	2		LI-701-35-10	Top grip	2	
LI-6.204-98	Washer, valve	4		LI-701-47-46	Spring	2	
LI-6.204-105 B	Washer, valve bolt	4		LI-701-83-10	Washer, top grip	2	
LI-6.204-110	Dust cover	2		LI-701-108-10	Regulating bush	2	
LI-6.222-22	Stanchion tube	2		LI-701-130-10	Guiding bush	2	
LI-6.302-029 A	Stanchion plug assembly	2		LI-1.548-26	Guide	2	
LI-6.302-125 A	Stanchion plug	2		LI-1.548-37-2	Top and bottom silentblock	8	
LI-8.101-25	Bolt	2		LI-1.548-175	Vase release	2	
LI-8.101-27	Allen bolt M 8 x 25	1		LI-1.548-177	Oil seal protector	2	
LI-8.101-63	Bolt M 6 x 50	4		LI-1.548-189	«O» ring guide	2	
LI-8.102-23	Nut M 6 x 1	4		LI-8.105-12	Bottom nut M 10 x 1,25	2	
				LI-8.114-21	«O» ring	2	
				LI-N-1.027-01	Valve assembly	2	

EDITION

1				
1-74				

EDITION			
1			
1-74			

SUSPENSION UNITS



VITALAL
máquinas

MODEL
250 AS-74

WHEELS

4th. LIST

Part Number	DESCRIPTION	Quantity	Valid from unit nº	Part Number	DESCRIPTION	Quantity	Valid from unit nº
105.604	Aligning spacer tube	2		123.670	Rear brake arm	1	
105.621	Washer, brake cam	1		123.671	Rear tyre	1	
106.603	Spacer tube front wheel	1		123.672	Brake cam	1	
106.610	Spring, brake shoe	2		123.673	Spacer tube rear wheel	1	
111.019	Lock nut, brake shoe	6		123.674	Spacer, rear wheel	1	
112.614 M1	Rubber inner tube	1		123.675	Spring, braking shoe	2	
112.632	Spoke nipples	72		123.676	Bolt, rear sprocket	6	
112.633	Front tyre	1		123.677	Nut, rear axle	2	
112.638	Inner tube	1		123.678	Rear wheel axle	1	
112.641	Rubber inner tube	1		123.679	Rear sprocket	1	
112.658	Tyre dog	2		123.680	Long spoke rear wheel (brake side)	9	
112.659	Leading braking shoe assembly	2		123.681	Short spoke rear wheel (tyre dog side)	9	
112.664 M1	Braking plate assembly	1		123.682	Long spoke rear wheel (tyre dog side)	9	
122.606 M1	Tyre dog	2		123.683 M	Greaser brake cam	1	
122.609 Mng	Inner tube	1		123.684	Reem	1	
122.616	Front brake arm	1		123.685 M1	Secondary Chain	1	
122.619	Brake cam	1		123.686	Short spoke rear wheel (brake side)	9	
123.600 M	Front hub	1		123.690 M1	Rear hub and brake assembly	1	
123.601	Front axle	1		123.695 M1	Rear hub assembly	1	
123.604	Spacer front wheel	1		914.367	Nut, front axle	1	
123.605	Spoke (inner side) front wheel	18					
123.606	Spoke (outer side) front wheel	18					
123.620 M1	Front hub assembly with brake	1					
123.630 M1	Front hub assembly	1					
123.640	Hub reinforcement	6		AT-60	Washer, brake arm	2	
123.645	Reem	1		AT-70	Washer, rear sprocket	12	
123.660 M	Rear hub	1		AT-120	Washer, wheel axle	1	
123.662 M	Braking plate (rear)	1		KC-12-32-10RS	Wheel bearing with dust cover	2	
123.666 M	Brake shoe assembly	2		KC-15-42-13RS	Wheel bearing with dust cover	2	
				TE-60.022	Bolt, brake arm	2	

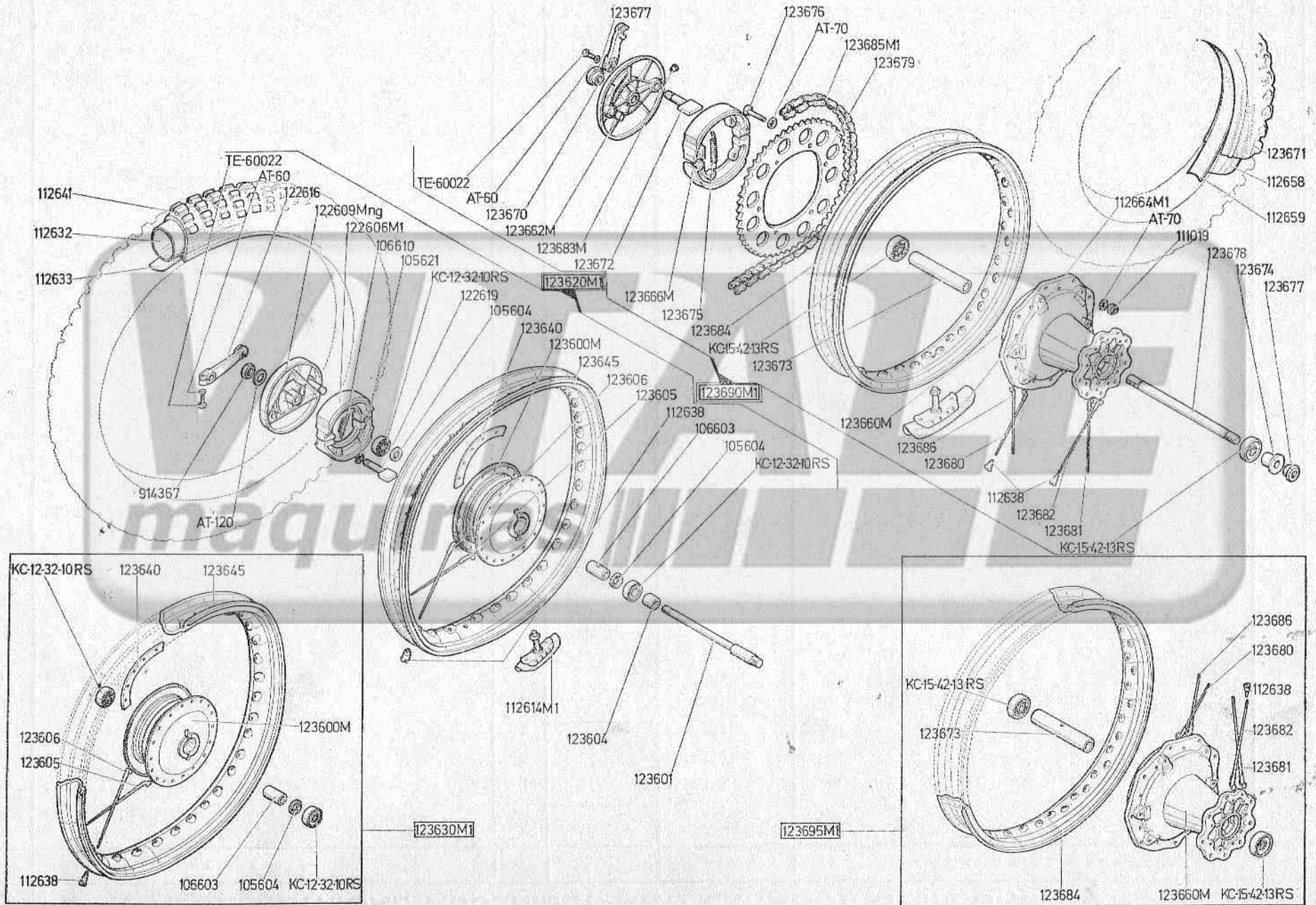
EDITION

1				
1-74				

PRINTED IN SPAIN

EDITION			
1			
1-74			

WHEELS



MODEL
250 AS-74

ELECTRICAL ASSEMBLY AND EXHAUST COMPONENTS

5th. LIST

Part Number	DESCRIPTION	Quantity	Valid from unit nº	Part Number	DESCRIPTION	Quantity	Valid from unit nº
112.432 Mng	Side stand assembly	—		919.105	Screw Driver	1	
112.777	Nut, H.T. coil	1		919.108	Pliers	1	
112.936	Spring, auxiliary muffler	2		919.110	T handle	1	
112.946 M	Silentblock, exhaust pipe	2		125.950	Screw-driver	1	
112.947	Spring, exhaust pipe	2		125.951	Allen socket	1	
114.846 BM1	H.T. coil	1		125.952	Socket 11 x 13 mm.	1	
121.803	Spark plug cap	1		125.953	Socket 21 x 23 mm.	1	
121.804	Spring, spark plug cap	1		125.954	Yellow cloth measuring 300 x 200	1	
123.746 M1	Clamp, H.T. coil cable	1		125.955	Sail-cloth bag	1	
123.801 MI	Clamp to hold cables	5					
123.802 M1	Stop switch	1					
123.822	Bearing rear braking lever	1					
123.844 M	Front brake cable assembly	1					
123.845 M	Throttle cable assembly	1					
123.848 M	Tie-rod brake assembly	1					
123.940 M1	Auxiliary muffler assembly	1					
123.945 M	Exhaust pipe assembly	1					
126.842 M	Clutch cable assembly	1					
914.363	Nut, tie-rod	1					
915.317	Spring, tie-rod	1					
918.231	Nut, exhaust pipe	4					
AG-120	Washer, spring mount exhaust pipe	2					
AT-60	Washer H.T. coil and braking tie-rod	5					
AT-80	Washer, exhaust pipe	4					
CA-25.015	Pin, braking tie-rod	1					
TE-60.015	Bolt, H.T. coil	2					

EDITION

1				
1-74				

EDITION			
1			
1-74			

ELECTRICAL ASSEMBLY AND EXHAUST COMPONENTS

